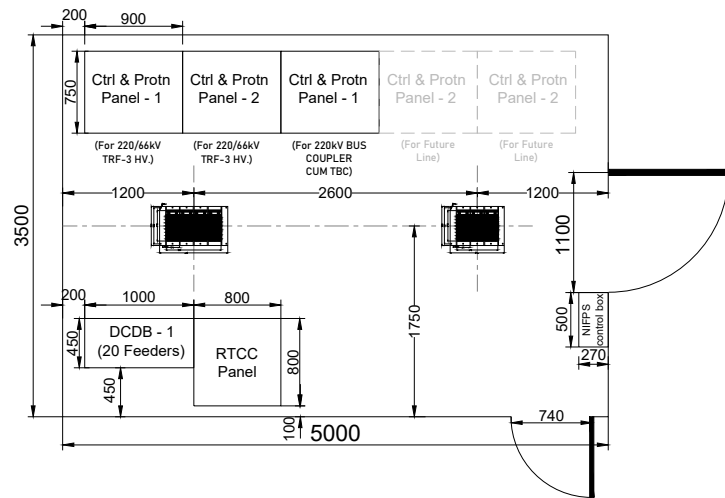
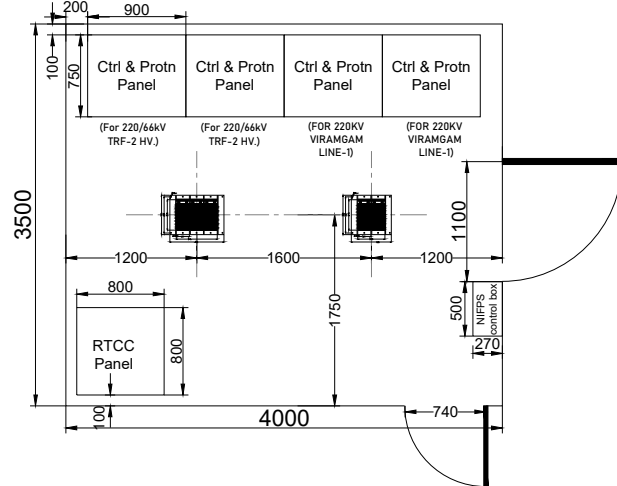


THE DRAWING BEING PROPERTY OF GETCO,MUST NOT BE COPIED / REPRODUCED IN ANY FORM WITHOUT WRITTEN PERMISSION

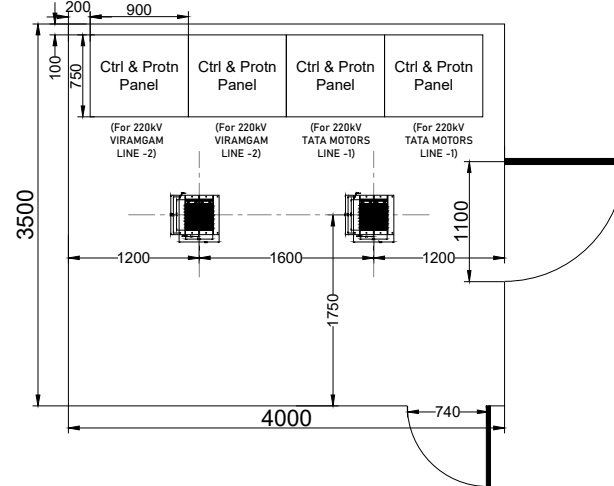
KIOSK-1 220kV BOARD FORMATION



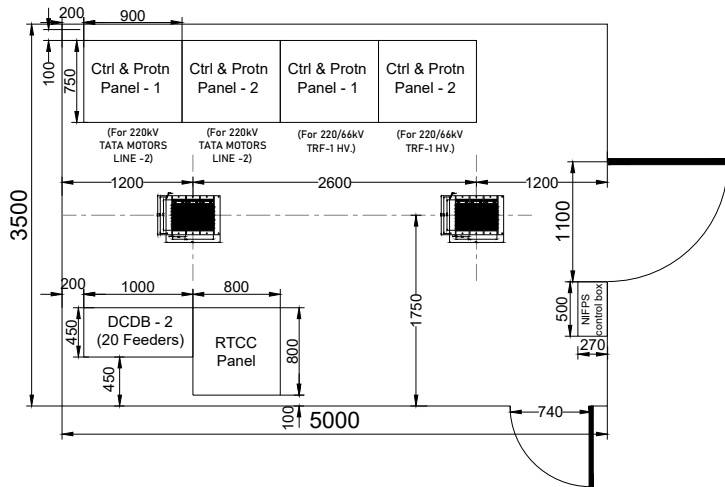
KIOSK-2 220kV BOARD FORMATION



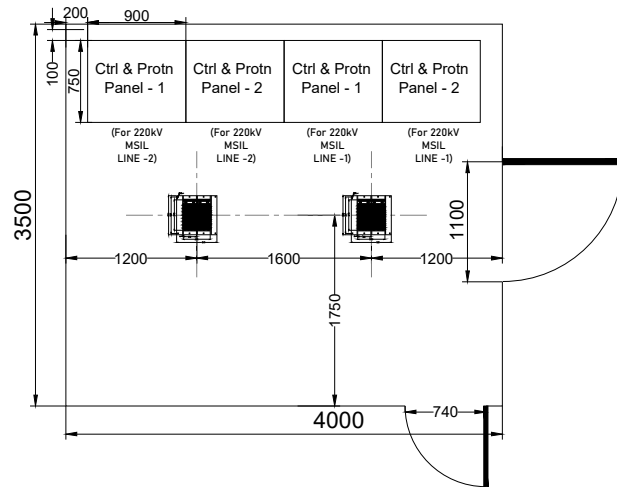
KIOSK-3 220kV BOARD FORMATION



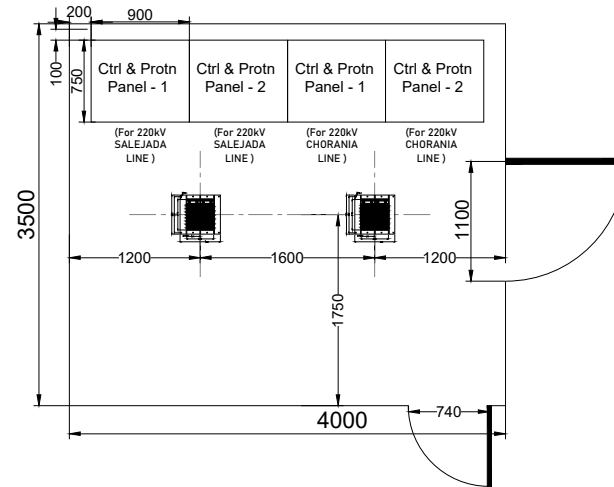
KIOSK-4 220kV BOARD FORMATION



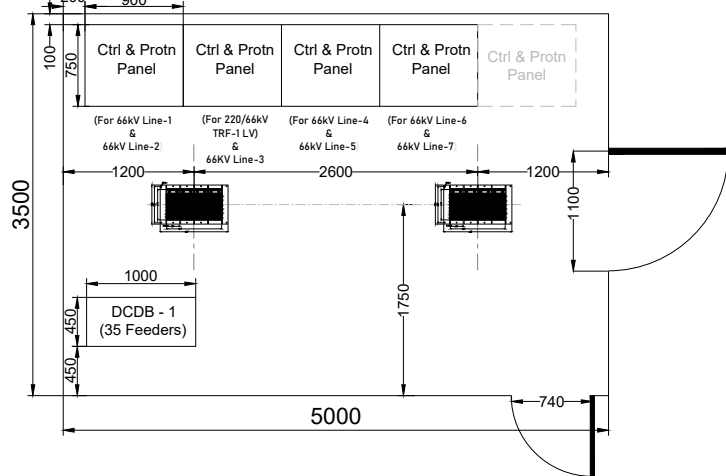
KIOSK-5 220kV BOARD FORMATION



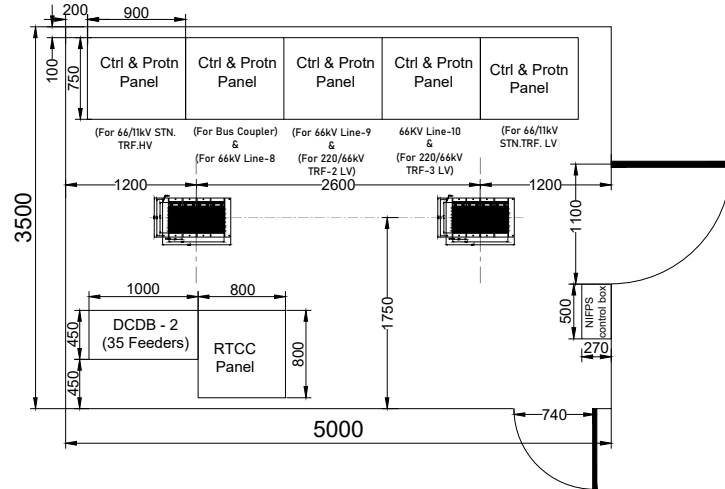
KIOSK-6 220kV BOARD FORMATION



KIOSK-7 66kV BOARD FORMATION



KIOSK-8 66kV BOARD FORMATION



NOS. OF CABLE SEALING MODULE REQUIREMENT

LOCATION	CABLE SEALING MODULE CUT OUT -1		CABLE SEALING MODULE CUT OUT -2		EARTHING STRIP
	30 x 30 MM	40 x 40 MM	30 x 30 MM	40 x 40 MM	
KIOSK -1 (TR-3 + BC CUM TBC+DCDB)	64	36	60	18	2
KIOSK -2 (TR-2 + LINE)	48	27	28	18	2
KIOSK -3 (LINE + LINE)	32	18	28	18	2
KIOSK -4 (LINE +TR-1+DCDB)	64	18	60	18	2
KIOSK -5 (LINE + LINE)	32	18	28	18	2
KIOSK -6 (LINE + LINE)	32	18	28	18	2
KIOSK -7 (66KV BAYS + DCDB)	64	36	60	36	2
KIOSK -8 (66KV BAYS+DCDB)	64	36	60	36	2
220kV SIDE CONTROL ROOM	28	18	NA	NA	2
66kV SIDE CONTROL ROOM	44	45	NA	NA	2

NOTE:-

RTCC Panel and NIFPS control box dimensions shown here are typical. Refer RTCC Panel and NIFPS control box drawings for actual dimensions.

NIFPS Emergency operation switch as well as annunciator shall also be provided in Control Room.

TENDER PURPOSE



GUJARAT ENERGY TRANSMISSION CORPN.LTD.

S.P.VIDYUT BHAVAN, RACE COURSE,
VADODARA - 390 007

Board Formation and Panel Arrangement in Yard Kiosk for
220kV KHORAJ (AIS) Sub-Station

DRAWN:	CHECKED:	APPD:	SIZE: A3
DE (ENGG)	EE(ENGG.)	SE(ENGG.) I/C. ACE(ENGG.)	
SCALE:	DATE:	DRG. NO:	SHEET: REV:
N.T.S.	17.06.2026	GETCO / E / 2S-661 / P-033	1 OF 1 R0

1

LAYOUT PLAN, DWG.NO.GETCO/E/2S-661/P-004/R2 DT. 02.05.26

R0

FIRST PREPARATION

SR NO.

REFERENCE

REV

DESCRIPTION